

Signify Classified - Internal
Cooper Lighting Solutions Photometric Lab
1121 Highway 74 South
Peachtree City, GA 30269



Scaled data based on original data using
LM-79-08 Approved Method: Electrical and Photometric Measurements of Solid-
State Lighting Products

Test Report Prepared for
Cooper Lighting Solutions
(formerly Eaton)

Brand: INVUE

Report Number: P868584

Luminaire Tested: **EMM2-HTN-SA3B-750-U-T3-HSS**

Issue Date: 08/22/2024



Test Information

Test Method: LM-79-08
Report Number: P868584
Test Lab: INNOVATION CENTER(G3)
Issue Date: 08/22/2024
Manufacturer: COOPER LIGHTING SOLUTIONS (FORMERLY EATON)
Product Line: INVUE
Catalog Number: EMM2-HTN-SA3B-750-U-T3-HSS
Description: EPIC MODERN TALL HOUSING DISCRETE LED ARRAYS 150W 70CRI 5000K
FIXTURE w/ TYPE III DISTRIBUTION OPTIC AND HOUSE SIDE SHIELD
Light Source: (30) 5000K CCT, 70 CRI LEDS
Ballast/Driver: ELECTRONIC DRIVER

Summary

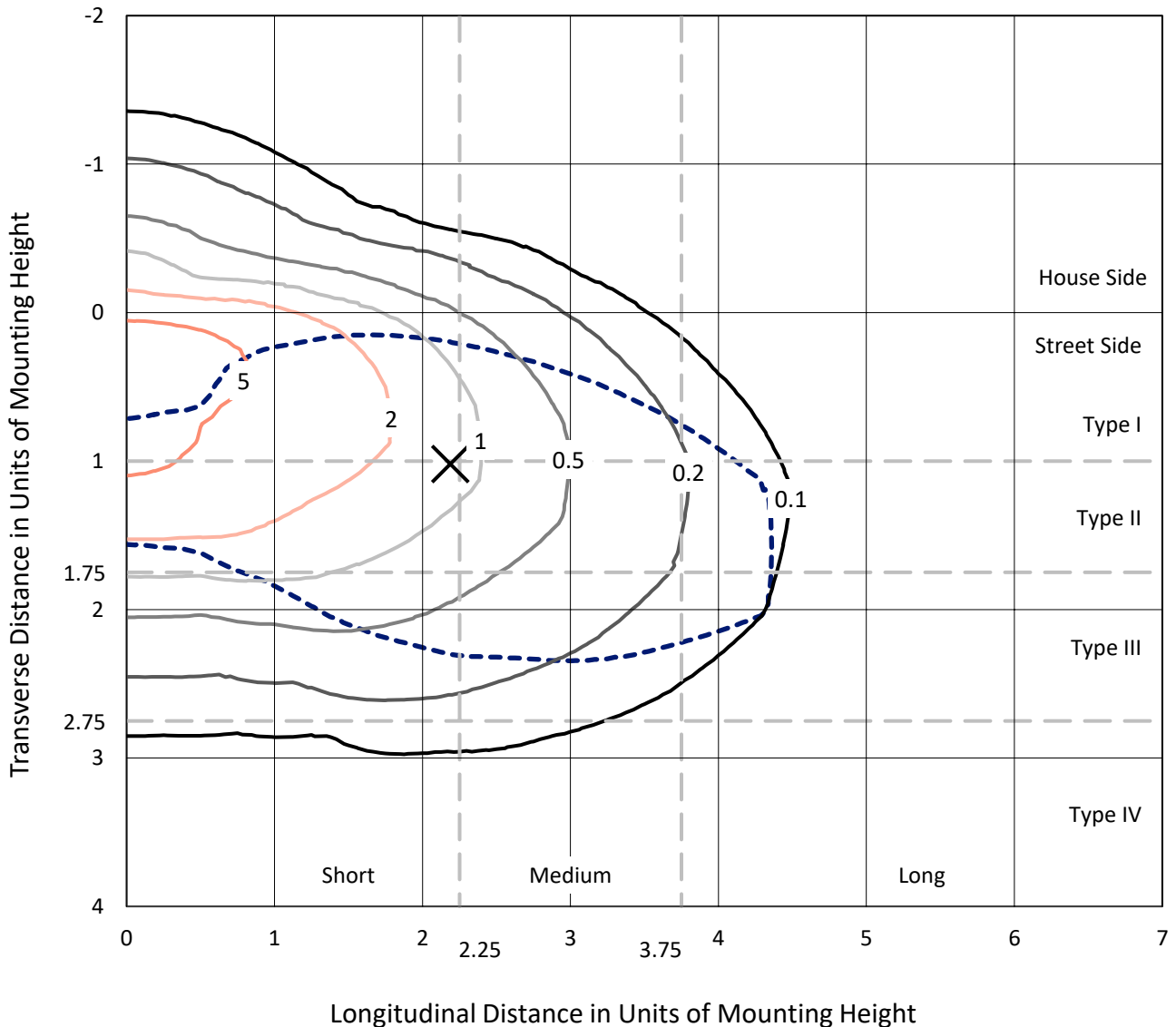
Lumens per Lamp: N/A
Luminaire Lumens: 13151.2 lumens
Efficiency: N/A
Efficacy: 98.1 lumens/watt
Luminous Opening: Rectangular (W 1' x L: 0.33' x H: 0')
IES Classification: Type III - Short
BUG Rating: B1 - U0 - G2

Input Watts (W): 134
Input Voltage (V): 120
Input Current (Ain): NR
Voltage Rise (V): NR
Power Factor: 0.99
Total Harmonic Distortion (THDi): 6.70%
Frequency (hertz): 60
Stabilization Time: NR
Operation Time: NR
Ambient Temperature (°C): NR
Test Distance: 24 FT

REPORT NUMBER: P868584
 CATALOG NUMBER: EMM2-HTN-SA3B-750-U-T3-HSS

Iso-Footcandle Lines of Horizontal Illumination

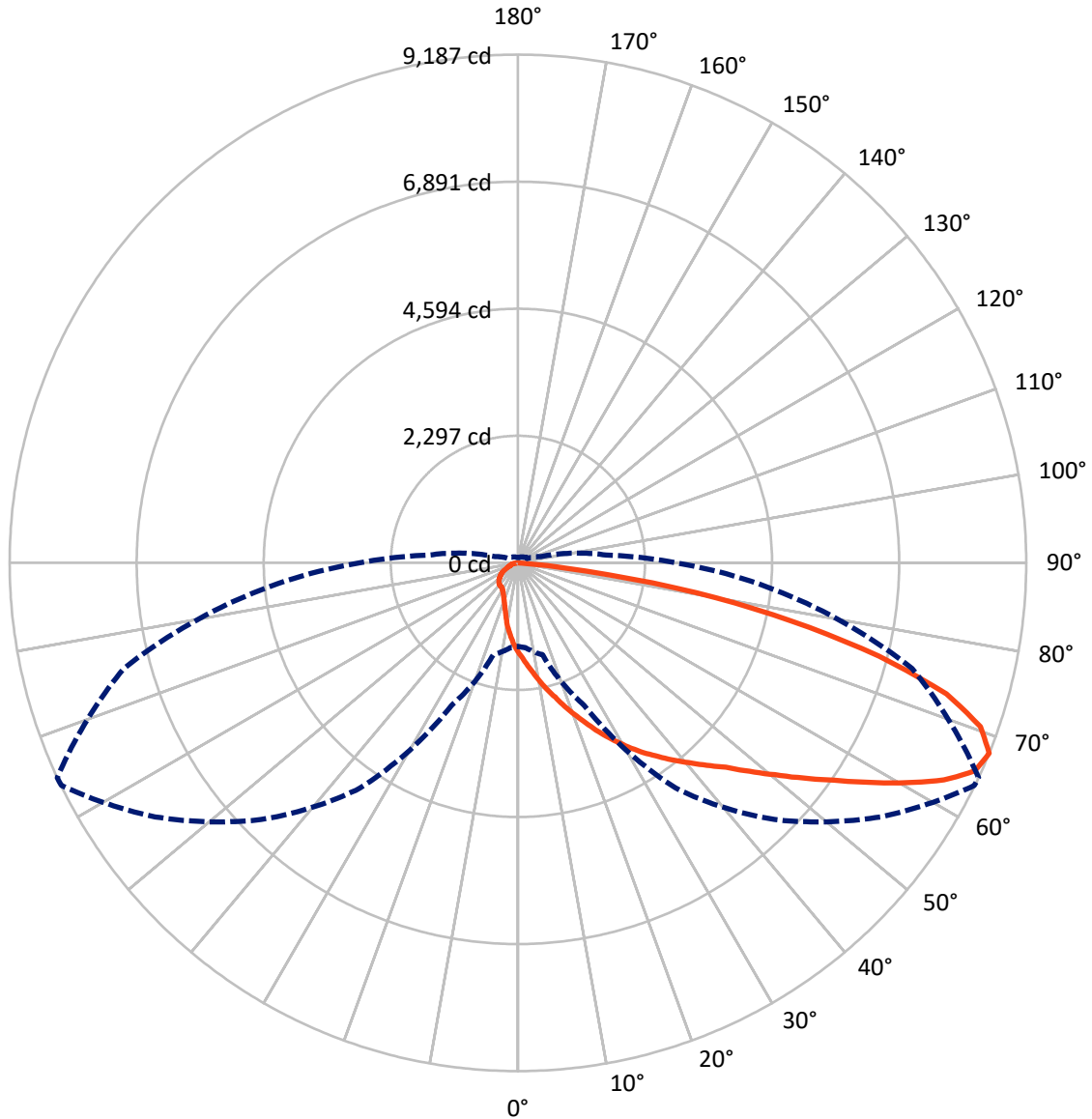
✕ Max cd
 - - - 1/2 Max cd



Based on 20 foot mounting height. Maximum calculated value = 7.5 fc
 Type III - Short - N/A

REPORT NUMBER: P868584
CATALOG NUMBER: EMM2-HTN-SA3B-750-U-T3-HSS

Luminous Intensity Polar Plot



— Vertical Plane Through 65-Deg Lateral - - - Horizontal Cone Through 67.5-Deg Vertical

REPORT NUMBER: P868584
 CATALOG NUMBER: EMM2-HTN-SA3B-750-U-T3-HSS

FLUX DISTRIBUTION:

		Downward	Upward	Total
House Side	Lumens	1280.0	0.0	1280.0
	% Fixture	9.7	0.0	9.7
Street Side	Lumens	11871.2	0.0	11871.2
	% Fixture	90.3	0.0	90.3
Total	Lumens	13151.2	0.0	13151.2
	% Fixture	100.0	0.0	100.0

Coefficient of Utilization

ZONAL LUMENS:

Zone	Lumens	% Fixture
0°-10°	159.0	1.2
10°-20°	527.7	4.0
20°-30°	960.4	7.3
30°-40°	1486.4	11.3
40°-50°	2246.9	17.1
50°-60°	2923.1	22.2
60°-70°	2883.6	21.9
70°-80°	1755.3	13.3
80°-90°	208.6	1.6
90°-100°	0.0	0.0
100°-110°	0.0	0.0
110°-120°	0.0	0.0
120°-130°	0.0	0.0
130°-140°	0.0	0.0
140°-150°	0.0	0.0
150°-160°	0.0	0.0
160°-170°	0.0	0.0
170°-180°	0.0	0.0
0°-90°	13151.2	100.0
0°-180°	13151.2	100.0



REPORT NUMBER: P868584

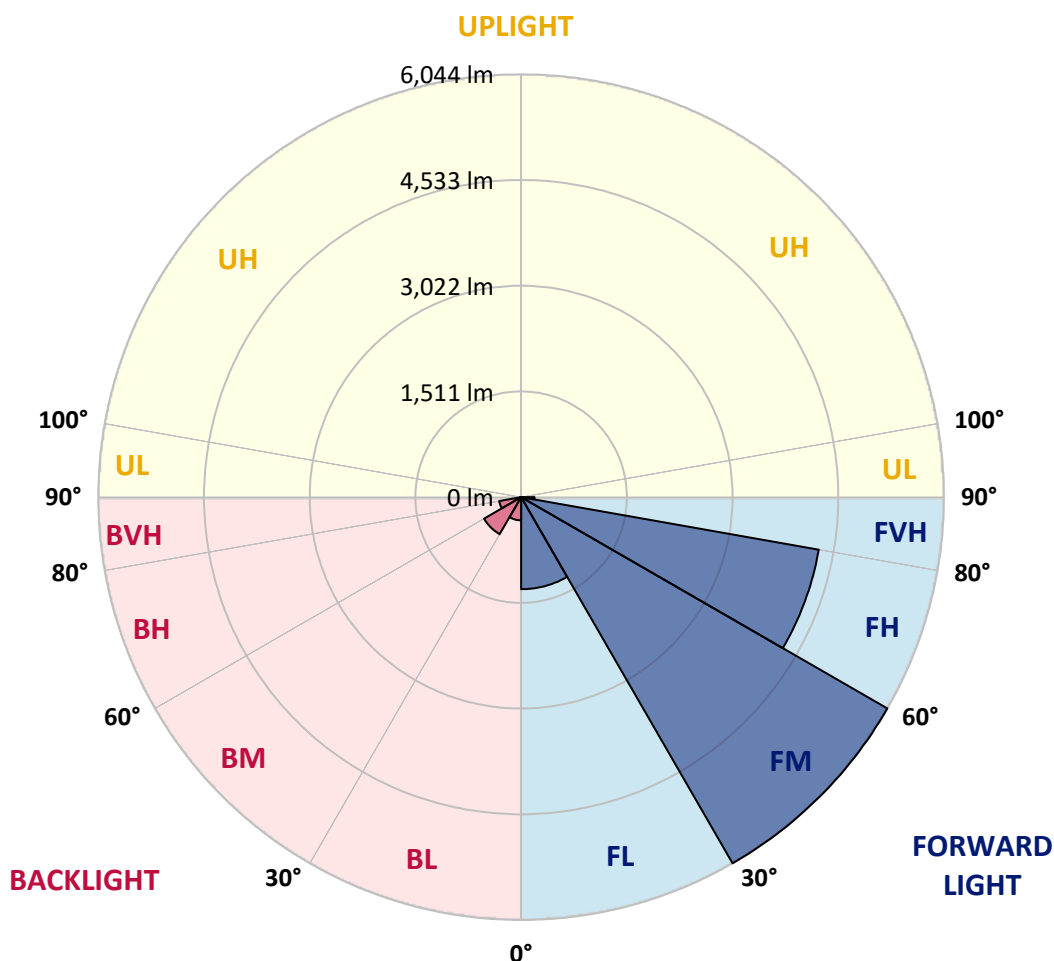
CATALOG NUMBER: EMM2-HTN-SA3B-750-U-T3-HSS

LUMINAIRE CLASSIFICATION SYSTEM LUMEN TABLE AND BUG RATING:

Zone	Lumens	% Fixture	Zone Rating/Lumen Limit		
			B	U	G
FL (0°-30°)	1315.9	10.0			
FM (30°-60°)	6044.3	46.0			
FH (60°-80°)	4320.2	32.9			G2/5000
FVH (80°-90°)	190.7	1.5			G2/225
BL (0°-30°)	331.2	2.5	B1/500		
BM (30°-60°)	612.1	4.7	B1/1000		
BH (60°-80°)	318.7	2.4	B1/500		G1/500
BVH (80°-90°)	17.9	0.1			G1/100
UL (90°-100°)	0.0	0.0		U0/0	
UH (100°-180°)	0.0	0.0		U0/0	

BUG Rating: B1-U0-G2

Type III Short





REPORT NUMBER: P868584

CATALOG NUMBER: EMM2-HTN-SA3B-750-U-T3-HSS

CANDELA DISTRIBUTION (FULL):

	0°	5°	15°	25°	35°	45°	55°	64°	65°	75°	85°
0°	1625.1	1625.1	1625.1	1625.1	1625.1	1625.1	1625.1	1625.1	1625.1	1625.1	1625.1
2.5°	1899.0	1884.0	1895.3	1869.0	1839.0	1816.5	1771.4	1733.9	1730.1	1692.6	1651.3
5°	2263.1	2214.3	2218.0	2165.5	2101.7	2034.1	1962.8	1869.0	1869.0	1778.9	1685.1
7.5°	2589.6	2582.1	2548.3	2465.7	2390.7	2285.6	2154.2	2034.1	2007.9	1869.0	1722.6
10°	2904.8	2893.6	2863.6	2799.8	2672.1	2555.8	2390.7	2210.5	2176.8	1977.8	1767.7
12.5°	3156.3	3160.0	3126.3	3073.7	2961.1	2822.3	2604.6	2379.4	2349.4	2082.9	1812.7
15°	3377.7	3374.0	3366.5	3321.4	3212.6	3085.0	2829.8	2567.1	2518.3	2195.5	1857.7
17.5°	3546.6	3539.1	3524.1	3486.6	3434.0	3310.2	3066.2	2766.0	2724.7	2326.9	1910.3
20°	3595.4	3591.6	3591.6	3617.9	3595.4	3520.3	3302.7	2972.4	2927.4	2465.7	1981.6
22.5°	3685.5	3681.7	3678.0	3704.2	3719.2	3711.7	3524.1	3182.6	3141.3	2627.1	2071.7
25°	3801.8	3794.3	3783.0	3809.3	3828.1	3873.1	3745.5	3430.3	3381.5	2814.8	2161.7
27.5°	3955.7	3963.2	3948.2	3944.4	3944.4	3970.7	3940.7	3651.7	3606.7	2994.9	2266.8
30°	4158.3	4169.6	4143.3	4124.6	4090.8	4087.0	4094.5	3899.4	3835.6	3190.1	2375.7
32.5°	4357.3	4368.5	4353.5	4327.2	4240.9	4207.1	4237.2	4109.6	4068.3	3404.0	2514.5
35°	4518.6	4544.9	4544.9	4492.4	4372.3	4353.5	4402.3	4316.0	4285.9	3655.4	2679.7
37.5°	4736.3	4751.3	4736.3	4638.7	4488.6	4511.1	4586.2	4533.6	4514.9	3925.7	2874.8
40°	5201.7	5220.4	5122.9	4890.2	4650.0	4676.3	4807.6	4777.6	4747.6	4192.1	3055.0
42.5°	5851.0	5805.9	5787.2	5269.2	4897.7	4882.7	5047.8	5006.5	5002.8	4462.3	3220.1
45°	6278.8	6293.8	6200.0	5708.3	5419.4	5137.9	5314.3	5299.3	5269.2	4736.3	3419.0
47.5°	6575.3	6541.5	6308.8	6072.4	6128.7	5471.9	5610.8	5648.3	5629.5	5047.8	3662.9
50°	6699.1	6665.4	6511.5	6353.9	6421.4	5854.7	5914.8	6038.6	6019.8	5363.1	3869.4
52.5°	6545.3	6504.0	6515.2	6556.5	6522.7	6155.0	6290.1	6485.2	6462.7	5730.9	4109.6
55°	5565.7	5674.6	6094.9	6515.2	6504.0	6383.9	6691.6	6976.9	6931.8	6113.7	4316.0
57.5°	4488.6	4548.7	5081.6	6218.8	6443.9	6575.3	7149.5	7502.3	7487.3	6496.5	4503.6
60°	3569.1	3632.9	4038.2	5603.3	6305.1	6774.2	7618.6	8084.0	8069.0	6883.0	4638.7
62.5°	2837.3	2837.3	3197.6	4717.5	6038.6	6890.5	7990.2	8669.5	8643.2	7194.5	4672.5
65°	2041.6	2067.9	2338.1	3794.3	5607.0	6860.5	8170.3	9086.1	9071.0	7370.9	4601.2
67.5°	1508.7	1538.7	1718.9	2844.8	4969.0	6560.3	8005.2	9179.9	9187.4	7374.7	4368.5
70°	1178.4	1186.0	1321.1	1977.8	4072.0	5892.2	7385.9	8868.4	8868.4	7190.8	4023.2
72.5°	897.0	904.5	1020.8	1347.3	2998.7	4871.4	6458.9	8042.7	8099.0	6702.9	3512.8
75°	694.3	709.3	788.1	968.3	1880.3	3464.0	5306.8	6586.5	6740.4	5757.1	2893.6
77.5°	536.7	551.7	615.5	709.3	1095.9	2135.5	3730.5	4924.0	5062.8	4533.6	2233.0
80°	431.6	439.1	480.4	532.9	664.3	1099.6	2278.1	3235.1	3276.4	3081.2	1478.7
82.5°	198.9	213.9	259.0	292.7	330.3	510.4	972.0	1197.2	1249.8	1223.5	608.0
85°	22.5	22.5	26.3	30.0	33.8	52.5	67.6	60.0	60.0	71.3	63.8
87.5°	0.0	0.0	0.0	3.8	7.5	7.5	11.3	11.3	11.3	11.3	11.3
90°	0.0	0.0	0.0	0.0	0.0	0.0	0.0	0.0	0.0	0.0	0.0



REPORT NUMBER: P868584

CATALOG NUMBER: EMM2-HTN-SA3B-750-U-T3-HSS

CANDELA DISTRIBUTION (continued):

	90°	95°	105°	115°	125°	135°	145°	155°	165°	175°	180°
0°	1625.1	1625.1	1625.1	1625.1	1625.1	1625.1	1625.1	1625.1	1625.1	1625.1	1625.1
2.5°	1628.8	1602.5	1553.7	1512.5	1474.9	1437.4	1418.6	1373.6	1362.3	1369.9	1343.6
5°	1636.3	1583.8	1482.4	1388.6	1309.8	1234.7	1170.9	1103.4	1088.4	1065.9	1054.6
7.5°	1647.6	1568.8	1411.1	1264.8	1144.7	1035.8	957.0	904.5	863.2	851.9	848.2
10°	1662.6	1550.0	1332.3	1148.4	983.3	870.7	799.4	761.9	746.9	735.6	739.3
12.5°	1673.8	1531.2	1257.3	1017.1	855.7	754.4	720.6	690.6	683.0	679.3	679.3
15°	1688.9	1512.5	1167.2	900.7	746.9	686.8	653.0	641.8	641.8	638.0	638.0
17.5°	1707.6	1497.5	1092.1	810.7	683.0	626.8	611.7	596.7	596.7	596.7	593.0
20°	1745.2	1489.9	1024.6	735.6	626.8	589.2	566.7	555.4	551.7	547.9	547.9
22.5°	1782.7	1489.9	949.5	679.3	589.2	547.9	525.4	514.2	510.4	510.4	510.4
25°	1835.2	1486.2	889.5	630.5	555.4	506.7	484.1	472.9	465.4	465.4	461.6
27.5°	1895.3	1486.2	836.9	593.0	517.9	469.1	442.9	431.6	420.3	420.3	416.6
30°	1955.3	1493.7	791.9	563.0	480.4	435.4	401.6	386.6	379.1	375.3	375.3
32.5°	2034.1	1516.2	761.9	540.4	446.6	401.6	367.8	352.8	345.3	341.5	341.5
35°	2154.2	1572.5	765.6	529.2	424.1	371.5	337.8	319.0	315.3	315.3	311.5
37.5°	2281.8	1625.1	776.9	521.7	401.6	349.0	315.3	296.5	292.7	292.7	292.7
40°	2390.7	1670.1	791.9	517.9	382.8	326.5	296.5	281.5	274.0	274.0	274.0
42.5°	2499.5	1696.4	795.6	506.7	371.5	307.7	281.5	266.5	259.0	262.7	262.7
45°	2608.3	1715.1	784.4	491.6	360.3	292.7	266.5	251.5	243.9	243.9	243.9
47.5°	2739.7	1756.4	765.6	469.1	352.8	281.5	251.5	236.4	232.7	232.7	232.7
50°	2871.1	1790.2	750.6	442.9	334.0	266.5	240.2	221.4	217.7	217.7	217.7
52.5°	2979.9	1805.2	731.8	409.1	315.3	251.5	225.2	206.4	198.9	198.9	198.9
55°	3062.5	1809.0	705.6	382.8	289.0	236.4	210.2	191.4	183.9	180.1	180.1
57.5°	3130.0	1805.2	679.3	356.5	266.5	217.7	191.4	176.4	165.1	161.4	161.4
60°	3167.5	1793.9	641.8	322.8	236.4	198.9	176.4	157.6	150.1	146.4	146.4
62.5°	3145.0	1763.9	589.2	270.2	213.9	180.1	161.4	146.4	135.1	131.4	131.4
65°	3039.9	1703.9	521.7	221.4	191.4	161.4	146.4	131.4	116.3	112.6	112.6
67.5°	2856.0	1602.5	431.6	187.7	176.4	146.4	131.4	116.3	105.1	97.6	97.6
70°	2600.8	1467.4	337.8	161.4	157.6	135.1	120.1	105.1	93.8	86.3	86.3
72.5°	2236.8	1246.0	251.5	138.9	138.9	123.8	108.8	97.6	86.3	78.8	78.8
75°	1809.0	942.0	191.4	127.6	123.8	112.6	97.6	86.3	78.8	71.3	71.3
77.5°	1321.1	626.8	157.6	116.3	116.3	101.3	90.1	78.8	71.3	67.6	67.6
80°	803.1	360.3	112.6	90.1	90.1	86.3	75.1	67.6	63.8	56.3	52.5
82.5°	326.5	138.9	60.0	45.0	45.0	41.3	26.3	22.5	22.5	22.5	18.8
85°	33.8	22.5	15.0	11.3	11.3	11.3	7.5	7.5	7.5	7.5	7.5
87.5°	11.3	11.3	7.5	7.5	7.5	7.5	3.8	3.8	3.8	3.8	3.8
90°	0.0	0.0	0.0	0.0	0.0	0.0	0.0	0.0	0.0	0.0	0.0

LM-79-2019: Approved Method: Electrical and Photometric Measurements of Solid-
State Lighting Products

Report Prepared for

Cooper Lighting Solutions

Streetworks

Report Number: SP1-2407-157-6

Test Date: 08/07/2024

Luminaire Tested: MEM2-HTN-SA-40-750-U-5WQ-2

Data in this report applies to families of products including MEM2-HTN-SA-40-750-U-5WQ-2

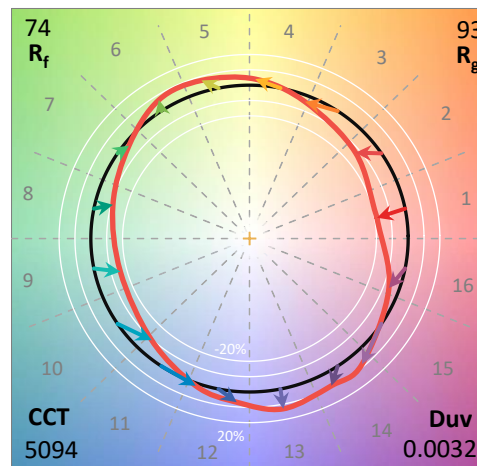
Test Information

Test Method: LM-79-2019
 Report Number: SP1-2407-157-6
 Test Lab: COOPER LIGHTING SOLUTIONS
 Photometer: SP1 - 76IN SPHERE
 Measurement Geometry: 4π
 Issue Date: 08/20/2024
 Manufacturer: COOPER LIGHTING SOLUTIONS
 Product Line: Streetworks
 Catalog Number: **MEM2-HTN-SA-40-750-U-5WQ-2**
 Description: Epic Modern Light Square 40W 5WQ Optic and Flare Trim

Spectral Parameters

CCT (K): 5094
 CIE u': 0.2082
 CIE v': 0.4867
 Duv: 0.0032
 CIE x: 0.3430
 CIE y: 0.3564
 CIE z: 0.3006
 Peak Wavelength (nm): 451
 Dominant Wavelength (nm): 568
 Purity: 9.86439
 Rf: 73.7
 Rg: 93

CRI (Ra):	72.0		
R1:	68.6	R9:	-39.6
R2:	78.1	R10:	47.6
R3:	84.6	R11:	68.2
R4:	71.6	R12:	41.4
R5:	69.6	R13:	70.4
R6:	69.4	R14:	91.4
R7:	80.9	R15:	61.4
R8:	53.1		



Test Conditions

Stabilization Time: 20M
 Operation Time: 1H 20M
 Sphere Temperature (°C): 24.2

REPORT NUMBER: SP1-2407-157-6

Measurement and Test Equipment			
Instrument	Identification Number	Calibration Date	Calibration Due Date
Photometer	IN0058	6/18/2024	12/18/2024
Power Meter	INXT2011004	2/8/2024	2/8/2025
AC Power Source	IN0063	10/24/2023	10/24/2024
DC Power Source	IN0208	10/24/2023	10/24/2024
Sphere Thermometer	IN0085	10/24/2023	10/24/2024
Room Thermometer	IN0046	10/24/2023	10/24/2024

REPORT NUMBER: SP1-2407-157-6

CIE 1931 Chromaticity Diagram



CIE 1931 Chromaticity Diagram with 2017 ANSI 7-Step and 4-Step Quadrangles



Point lies inside the ANSI 5000K 4-step quadrangle

REPORT NUMBER: SP1-2407-157-6

Photopic Flux vs. Wavelength



Photopic Lumens: NR

λ (nm)	Power W [^] /nm	Lumens (φ/nm)	λ (nm)	Power W [^] /nm	Lumens (φ/nm)	λ (nm)	Power W [^] /nm	Lumens (φ/nm)	λ (nm)	Power W [^] /nm	Lumens (φ/nm)	λ (nm)	Power W [^] /nm	Lumens (φ/nm)
360	0	NR	490	114	NR	620	361	NR	750	9	NR	880	0	NR
365	0	NR	495	145	NR	625	326	NR	755	8	NR	885	0	NR
370	0	NR	500	197	NR	630	294	NR	760	7	NR	890	0	NR
375	0	NR	505	259	NR	635	261	NR	765	6	NR	895	0	NR
380	0	NR	510	319	NR	640	232	NR	770	5	NR	900	0	NR
385	0	NR	515	373	NR	645	204	NR	775	4	NR	905	0	NR
390	0	NR	520	414	NR	650	179	NR	780	4	NR	910	0	NR
395	1	NR	525	445	NR	655	157	NR	785	3	NR	915	0	NR
400	3	NR	530	465	NR	660	136	NR	790	3	NR	920	0	NR
405	5	NR	535	482	NR	665	118	NR	795	2	NR	925	0	NR
410	9	NR	540	493	NR	670	102	NR	800	2	NR	930	0	NR
415	18	NR	545	505	NR	675	87	NR	805	2	NR	935	0	NR
420	36	NR	550	515	NR	680	75	NR	810	2	NR	940	0	NR
425	72	NR	555	527	NR	685	65	NR	815	1	NR	945	0	NR
430	134	NR	560	540	NR	690	56	NR	820	1	NR	950	0	NR
435	242	NR	565	550	NR	695	48	NR	825	1	NR	955	0	NR
440	407	NR	570	557	NR	700	41	NR	830	1	NR	960	0	NR
445	684	NR	575	561	NR	705	35	NR	835	1	NR	965	0	NR
450	988	NR	580	559	NR	710	30	NR	840	1	NR	970	0	NR
455	828	NR	585	551	NR	715	26	NR	845	1	NR	975	0	NR
460	473	NR	590	537	NR	720	22	NR	850	1	NR	980	0	NR
465	333	NR	595	516	NR	725	19	NR	855	0	NR	985	0	NR
470	232	NR	600	491	NR	730	16	NR	860	0	NR	990	0	NR
475	146	NR	605	461	NR	735	14	NR	865	0	NR	995	0	NR
480	113	NR	610	429	NR	740	12	NR	870	0	NR	1000	0	NR
485	106	NR	615	395	NR	745	10	NR	875	0	NR			

REPORT NUMBER: SP1-2407-157-6

Scotopic Flux vs. Wavelength



Scotopic Lumens: NR

S/P: 1.81

λ (nm)	Power W [^] /nm	Lumens (φ/nm)	λ (nm)	Power W [^] /nm	Lumens (φ/nm)	λ (nm)	Power W [^] /nm	Lumens (φ/nm)	λ (nm)	Power W [^] /nm	Lumens (φ/nm)	λ (nm)	Power W [^] /nm	Lumens (φ/nm)
360	0	NR	490	114	NR	620	361	NR	750	9	NR	880	0	NR
365	0	NR	495	145	NR	625	326	NR	755	8	NR	885	0	NR
370	0	NR	500	197	NR	630	294	NR	760	7	NR	890	0	NR
375	0	NR	505	259	NR	635	261	NR	765	6	NR	895	0	NR
380	0	NR	510	319	NR	640	232	NR	770	5	NR	900	0	NR
385	0	NR	515	373	NR	645	204	NR	775	4	NR	905	0	NR
390	0	NR	520	414	NR	650	179	NR	780	4	NR	910	0	NR
395	1	NR	525	445	NR	655	157	NR	785	3	NR	915	0	NR
400	3	NR	530	465	NR	660	136	NR	790	3	NR	920	0	NR
405	5	NR	535	482	NR	665	118	NR	795	2	NR	925	0	NR
410	9	NR	540	493	NR	670	102	NR	800	2	NR	930	0	NR
415	18	NR	545	505	NR	675	87	NR	805	2	NR	935	0	NR
420	36	NR	550	515	NR	680	75	NR	810	2	NR	940	0	NR
425	72	NR	555	527	NR	685	65	NR	815	1	NR	945	0	NR
430	134	NR	560	540	NR	690	56	NR	820	1	NR	950	0	NR
435	242	NR	565	550	NR	695	48	NR	825	1	NR	955	0	NR
440	407	NR	570	557	NR	700	41	NR	830	1	NR	960	0	NR
445	684	NR	575	561	NR	705	35	NR	835	1	NR	965	0	NR
450	988	NR	580	559	NR	710	30	NR	840	1	NR	970	0	NR
455	828	NR	585	551	NR	715	26	NR	845	1	NR	975	0	NR
460	473	NR	590	537	NR	720	22	NR	850	1	NR	980	0	NR
465	333	NR	595	516	NR	725	19	NR	855	0	NR	985	0	NR
470	232	NR	600	491	NR	730	16	NR	860	0	NR	990	0	NR
475	146	NR	605	461	NR	735	14	NR	865	0	NR	995	0	NR
480	113	NR	610	429	NR	740	12	NR	870	0	NR	1000	0	NR
485	106	NR	615	395	NR	745	10	NR	875	0	NR			

REPORT NUMBER: SP1-2407-157-6

Melanopic Flux vs. Wavelength



Melanopic Lumens: NR

M/P: 3.73

λ (nm)	Power W [^] /nm	Lumens (φ/nm)	λ (nm)	Power W [^] /nm	Lumens (φ/nm)	λ (nm)	Power W [^] /nm	Lumens (φ/nm)	λ (nm)	Power W [^] /nm	Lumens (φ/nm)	λ (nm)	Power W [^] /nm	Lumens (φ/nm)
360	0	NR	490	114	NR	620	361	NR	750	9	NR	880	0	NR
365	0	NR	495	145	NR	625	326	NR	755	8	NR	885	0	NR
370	0	NR	500	197	NR	630	294	NR	760	7	NR	890	0	NR
375	0	NR	505	259	NR	635	261	NR	765	6	NR	895	0	NR
380	0	NR	510	319	NR	640	232	NR	770	5	NR	900	0	NR
385	0	NR	515	373	NR	645	204	NR	775	4	NR	905	0	NR
390	0	NR	520	414	NR	650	179	NR	780	4	NR	910	0	NR
395	1	NR	525	445	NR	655	157	NR	785	3	NR	915	0	NR
400	3	NR	530	465	NR	660	136	NR	790	3	NR	920	0	NR
405	5	NR	535	482	NR	665	118	NR	795	2	NR	925	0	NR
410	9	NR	540	493	NR	670	102	NR	800	2	NR	930	0	NR
415	18	NR	545	505	NR	675	87	NR	805	2	NR	935	0	NR
420	36	NR	550	515	NR	680	75	NR	810	2	NR	940	0	NR
425	72	NR	555	527	NR	685	65	NR	815	1	NR	945	0	NR
430	134	NR	560	540	NR	690	56	NR	820	1	NR	950	0	NR
435	242	NR	565	550	NR	695	48	NR	825	1	NR	955	0	NR
440	407	NR	570	557	NR	700	41	NR	830	1	NR	960	0	NR
445	684	NR	575	561	NR	705	35	NR	835	1	NR	965	0	NR
450	988	NR	580	559	NR	710	30	NR	840	1	NR	970	0	NR
455	828	NR	585	551	NR	715	26	NR	845	1	NR	975	0	NR
460	473	NR	590	537	NR	720	22	NR	850	1	NR	980	0	NR
465	333	NR	595	516	NR	725	19	NR	855	0	NR	985	0	NR
470	232	NR	600	491	NR	730	16	NR	860	0	NR	990	0	NR
475	146	NR	605	461	NR	735	14	NR	865	0	NR	995	0	NR
480	113	NR	610	429	NR	740	12	NR	870	0	NR	1000	0	NR
485	106	NR	615	395	NR	745	10	NR	875	0	NR			

Summary

$R_f = 73.7$
 $R_g = 93$
 $CIE R_a = 72.0$
 $R_9 = -39.6$



Color Vector Graphics



Individual Sample Fidelity Index ($R_{f,i}$)

CES01 = 85	CES26 = 62	CES51 = 90	CES76 = 50
CES02 = 59	CES27 = 88	CES52 = 89	CES77 = 67
CES03 = 30	CES28 = 80	CES53 = 79	CES78 = 53
CES04 = 69	CES29 = 69	CES54 = 84	CES79 = 80
CES05 = 46	CES30 = 88	CES55 = 83	CES80 = 77
CES06 = 50	CES31 = 72	CES56 = 74	CES81 = 78
CES07 = 38	CES32 = 62	CES57 = 73	CES82 = 90
CES08 = 38	CES33 = 82	CES58 = 73	CES83 = 90
CES09 = 29	CES34 = 69	CES59 = 86	CES84 = 85
CES10 = 72	CES35 = 83	CES60 = 88	CES85 = 77
CES11 = 56	CES36 = 87	CES61 = 82	CES86 = 75
CES12 = 61	CES37 = 78	CES62 = 81	CES87 = 76
CES13 = 41	CES38 = 98	CES63 = 73	CES88 = 81
CES14 = 74	CES39 = 96	CES64 = 63	CES89 = 72
CES15 = 70	CES40 = 91	CES65 = 60	CES90 = 80
CES16 = 46	CES41 = 96	CES66 = 56	CES91 = 71
CES17 = 49	CES42 = 79	CES67 = 53	CES92 = 58
CES18 = 55	CES43 = 78	CES68 = 63	CES93 = 74
CES19 = 71	CES44 = 99	CES69 = 72	CES94 = 52
CES20 = 63	CES45 = 86	CES70 = 55	CES95 = 64
CES21 = 85	CES46 = 85	CES71 = 46	CES96 = 76
CES22 = 77	CES47 = 89	CES72 = 82	CES97 = 86
CES23 = 91	CES48 = 80	CES73 = 45	CES98 = 76
CES24 = 90	CES49 = 83	CES74 = 90	CES99 = 62
CES25 = 71	CES50 = 89	CES75 = 48	



Color Rendition by Hue-Angle Bin



Measure Comparisons



(END OF REPORT)